




REAL TIME DATA: AIRLINES



Airline: Revenue Change y/y

		2024 1Q	2024 2Q	2024 3Q	2024 4Q	Prior 1QE	Current 1QE
	Delta Airlines Revenue	7.8%	6.9%	1.2%	9.4%	7-9%	3-4%
	American Airlines Revenue	3.1%	2.0%	1.2%	4.6%	3-5%	Flat
	Southwest Airlines RASM	0.8%	-3.6%	3.3%	8.1%	5-7%	2-4%

- **Delta:** Consumer & Corporate Confidence, Softer close in demand
- **American Airlines:** Wildfires, Weather, Flight 5342, Macro Uncertainty, Softness in domestic leisure (primary in March)

